

SECTION 5 EXPLODED VIEWS

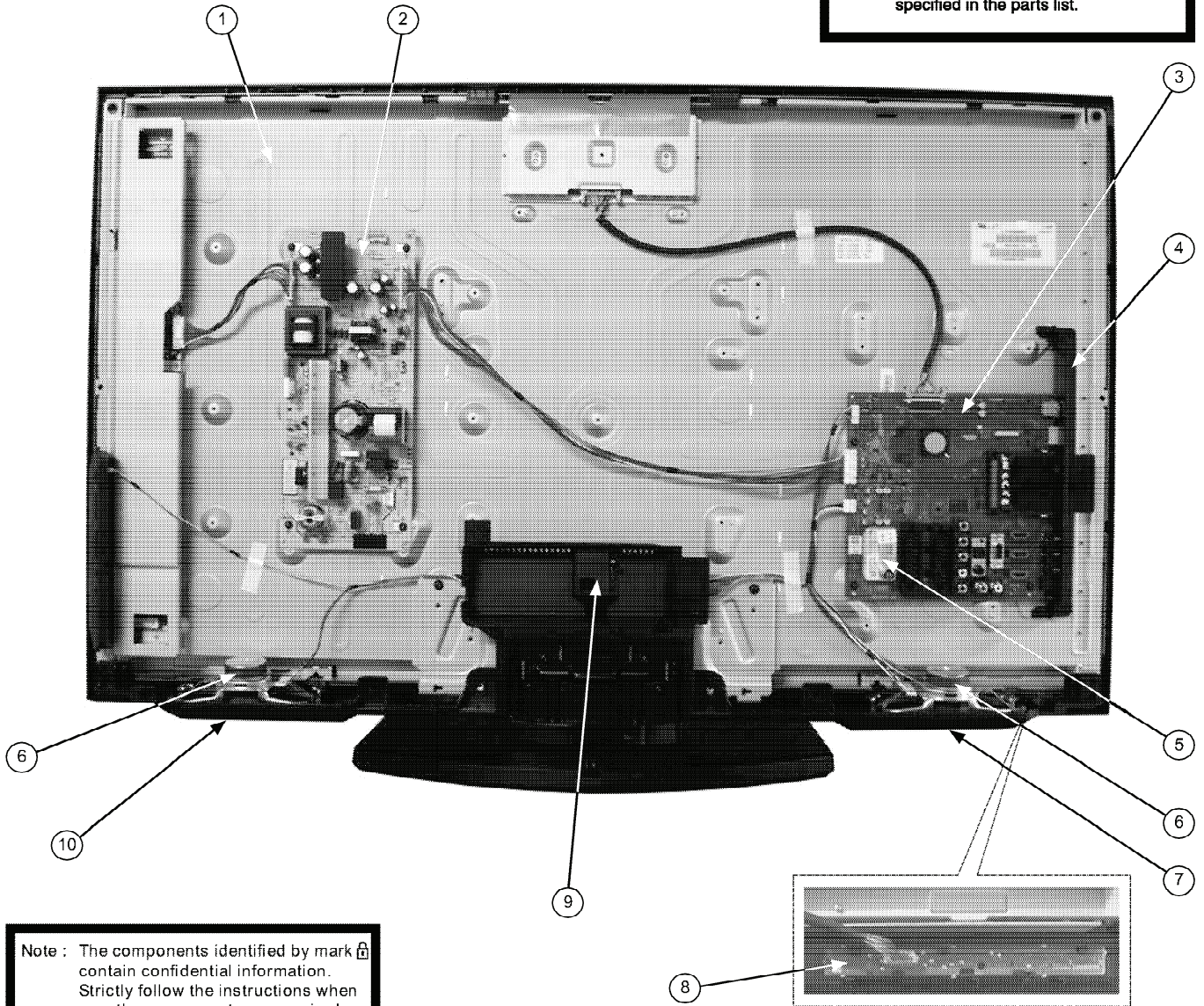
NOTE :

- Non-serviceable items with no part number and no description are not stocked because they are not required for routine service.
- The construction parts of an assembled part are indicated with a collation number in the remarks column.
- Items marked “**” are not stocked since they are seldom required for routine service. Some delay should be anticipated when ordering these items.

Note : Les composants indentifiés par une trame et par une marque Δ sont d'une importance critique pour la securite. Ne les remplacer que par des pieces du numero specifie.

Note : The components identified by shading and marked Δ are critical for safety. Replace only with the part numbers specified in the parts list.

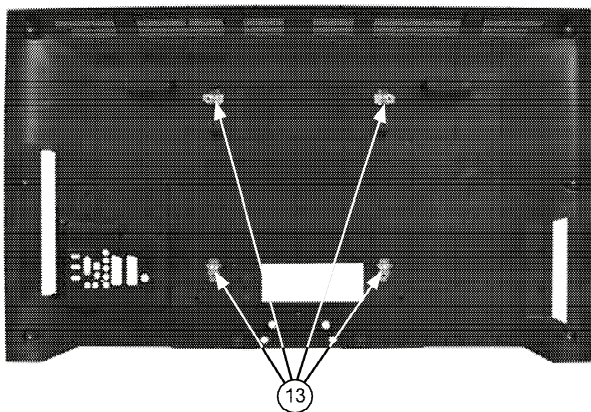
5-1. CHASSIS



Note : The components identified by mark contain confidential information. Strictly follow the instructions when ever the components are repaired and/or replaced.


REF.NO.	PART.NO	DESCRIPTION	REMARK	REF.NO.	PART.NO	DESCRIPTION	REMARK
1	Δ 1-811-059-11	LCD PANEL (S32TSP)	32 inches	7	4-166-121-11	BRACKET, SP (32L)	32/37 inches
	Δ 1-811-074-11	LCD PANEL (A37V8)	37 inches		4-166-119-11	BRACKET, SP (40L)	40 inches
	Δ 1-811-060-11	LCD PANEL (S40TSP)	40 inches		4-157-973-11	BRACKET, SP (46L)	46 inches
	Δ 1-811-061-11	LCD PANEL (S46TSP)	46 inches	8	A-1763-559-A	HLR BOARD, COMPLETE	
2	1-474-208-11	STATIC CONVERTER(TV)-G2LS	32 inches	9	4-166-124-11	COVER, UNDER (32)	32 inches
	1-474-201-21	STATIC CONVERTER(TV)-G2ME	37/40 inches		4-166-123-11	COVER, UNDER	37/40 inches
	1-474-205-11	STATIC CONVERTER(TV)-GD2	46 inches		4-166-123-31	COVER, UNDER	46 inches
3	A-1763-564-A	BEN BOARD, COMPLETE		10	4-166-122-11	BRACKET, SP (32R)	32/37 inches
4	4-166-268-21	BRACKET, SIDE JACK			4-166-120-11	BRACKET, SP (40R)	40 inches
5	8-597-735-00	UNIVERSAL SIL-TU SUT-AE102T			4-157-974-11	BRACKET, SP (46R)	46 inches
6	1-858-364-11	LOUDSPEAKER(4.5x12.5cm)	32/37/40 inches				
	1-858-371-11	LOUDSPEAKER(4.5x20cm)	46 inches				

5-1. CHASSIS Cont.



Note : Les composants indentifies par une trame et par une marque Δ sonte d'une importance critique pour la securite. Ne les remplacer que par des pieces du numero specifie.

Note : The components identified by shading and marked Δ are critical for safety. Replace only with the part numbers specified in the parts list.

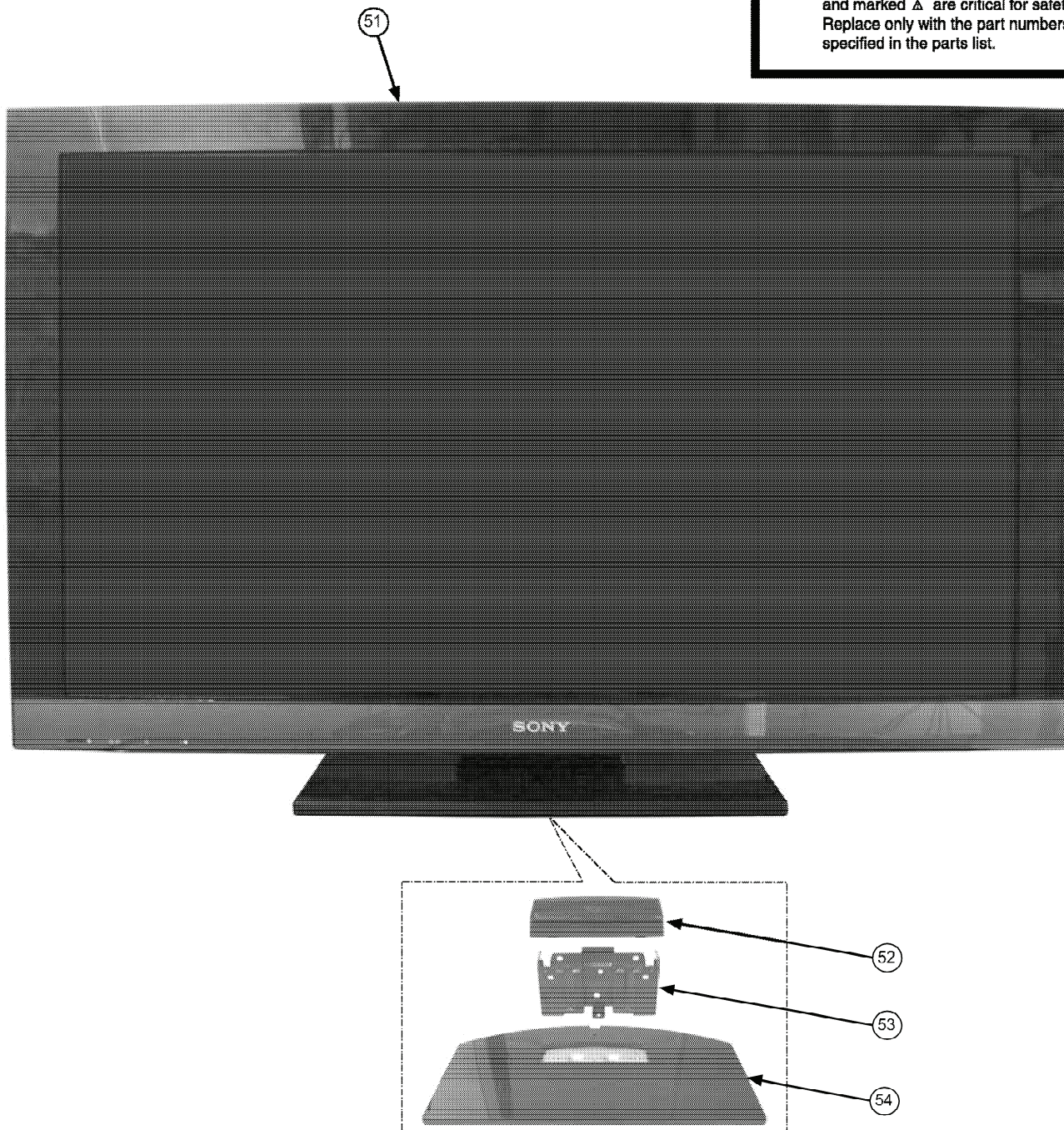


REF.NO.	PART.NO	DESCRIPTION	REMARK	REF.NO.	PART.NO	DESCRIPTION	REMARK
11	1-487-728-11	SWITCH UNIT		18	1-822-638-11	HDMI CONNECTOR	
12	1-857-643-11	INVERTER MT BOARD	46 inches	19	1-842-087-11	D SUB CONNECTOR	
13	4-164-279-01	BRACKET, VESA (S)		20	1-822-524-31	PHONO JACK 2P	
14	1-821-834-12	USB CONNECTOR		21	1-822-954-11	PHONO BLOCK, OPTICAL OUT	
15	1-822-637-11	HDMI CONNECTOR		22	1-822-523-11	PHONO JACK 5P	
16	1-822-579-31	CARD CONNECTOR (PCMCIA CARD)		23	1-822-580-21	CONNECTOR DUAL SCART	
17	1-822-581-22	MULTIPLE PHONO JACK 4P					

5-2. BEZEL ASSY & STAND ASSY

Note : Les composants indentifiés par une trame et par une marque Δ sont d'une importance critique pour la sécurité. Ne les remplacer que par des pièces du numéro spécifié.

Note : The components identified by shading and marked Δ are critical for safety. Replace only with the part numbers specified in the parts list.





REF.NO.	PART.NO	DESCRIPTION	REMARK	REF.NO.	PART.NO	DESCRIPTION	REMARK
51	X-2546-966-1	BEZEL ASSY (CY32_MMET)	32 inches	53	4-171-685-01	NECK (M3B)	32 inches
	X-2547-000-1	BEZEL ASSY (CY37_MMET)	37 inches		4-158-355-01	NECK (ML3B)	37/40/46 inches
	X-2546-932-1	BEZEL ASSY (CY40_MMET)	40 inches	54	X-2541-850-1	BASE (M3B) ASSY	32 inches
	X-2546-996-1	BEZEL ASSY (CY46_MMET)	46 inches		X-2547-562-1	BASE (ML3B) ASSY	37/40 inches
52	4-158-400-11	COVER, NECK (M3B)	32 inches	Ver 2.0	X-2541-852-1	BASE (L3B) ASSY	46 inches
	4-171-690-11	COVER, NECK (ML3B)	37/40 inches				
	4-158-401-11	COVER, NECK (ML3B)	46 inches				

5-3. REAR COVER ASSY & POWER SUPPLY CORDS

Note : Les composants identifiés par une trame et par une marque Δ sont d'une importance critique pour la sécurité. Ne les remplacer que par des pièces du numéro spécifié.

Note : The components identified by shading and marked Δ are critical for safety. Replace only with the part numbers specified in the parts list.



REF.NO.	PART.NO	DESCRIPTION	REMARK
101	X-2546-878-1	REAR COVER (32) ASSY	32 inches
	X-2546-973-1	REAR COVER (37) ASSY	37 inches
	X-2546-912-1	REAR COVER (CY40) ASSY	40 inches
	X-2546-997-1	REAR COVER (CY46) ASSY	46 inches
102	3-106-546-51	COVER,ECS(S)	

REF.NO.	PART.NO	DESCRIPTION	REMARK
103	Δ 1-837-454-11	POWER-SUPPLY CORD (AEP)	32/37/40 inches
	Δ 1-835-200-11	POWER-SUPPLY CORD (AEP)	46 inches
104	Δ 1-837-455-11	POWER-SUPPLY CORD (UK)	32/37/40 inches
	Δ 1-835-165-11	POWER-SUPPLY CORD (UK)	46 inches

SECTION 6 PARTS LIST

PARTS LISTING TABLE OF CONTENTS

	<u>Page</u>
ACCESSORIES AND CONNECTORS :	21
REMOTE COMMANDER :	21

Note: To ensure safety and reliability it is Sony policy that boards should not be repaired in the field, as a result all boards are regarded as non service items for exchange only and are not indicated in the parts list of this service manual.

Note : Items marked “**” are not stocked since they are seldom required for routine service. Some delay should be anticipated when ordering these items.

REF.NO.	PART.NO	DESCRIPTION	REMARK	REF.NO.	PART.NO	DESCRIPTION	REMARK
---------	---------	-------------	--------	---------	---------	-------------	--------

ACCESSORIES AND CONNECTORS

32 INCHES

- 1-837-622-11 FLEXIBLE FLAT CABLE (TCON-BEN(CN4301))
- *1-910-060-73 CONNECTOR ASSY 15P (G2L(CN6401)-BEN(CN6006))
- *1-910-060-74 MULTI HARNESS SPEAKER ASSY BEN(CN6007/7901)-
(HLR)-SWITCH UNIT-SPEAKERS)
- *1-910-060-77 CONNECTOR ASSY 14P (G2L(CN6402)-INVERTER)

37 INCHES

- 1-837-623-11 FLEXIBLE FLAT CABLE (TCON-BEN(CN4301))
- *1-910-060-77 CONNECTOR ASSY 14P (G2M(CN6402)-INVERTER)
- *1-910-060-78 CONNECTOR ASSY 15P (G2M(CN6401)-BEN(CN6006))
- *1-910-060-79 MULTI HARNESS SPEAKER ASSY BEN(CN6007/7901)-
(HLR)-SWITCH UNIT-SPEAKERS)

40 INCHES

- 1-837-624-11 FLEXIBLE FLAT CABLE (TCON-BEN(CN4301))
- *1-910-060-80 CONNECTOR ASSY 15P (G2M(CN6401)-BEN(CN6006))
- *1-910-060-81 MULTI HARNESS SPEAKER ASSY BEN(CN6007/7901)-
(HLR)-SWITCH UNIT-SPEAKERS)
- *1-910-060-84 CONNECTOR ASSY 14P (G2M(CN6402)-INVERTER)

46 INCHES

- *1-837-317-11 CONNECTOR ASSY (INVERTER-GD2(CN6702))
- 1-837-625-11 FLEXIBLE FLAT CABLE (TCON-BEN(CN4301))
- *1-910-060-80 CONNECTOR ASSY 15P (GD2(CN6150)-BEN(CN6006))
- *1-910-060-85 MULTI HARNESS SPEAKER ASSY BEN(CN6007/7901)-
(HLR)-SWITCH UNIT-SPEAKERS)
- *1-910-060-86 CONNECTOR ASSY 7P (GD2(CN6704/6705)-
INVERTER)

INSTRUCTION MANUALS

- *4-168-148-12 INSTRUCTION MANUAL (U) ENGLISH
- *4-168-148-22 INSTRUCTION MANUAL (E) GERMAN/SPANISH/
FRENCH/ITALIAN/DUTCH/PORTUGUESE
- *4-168-148-32 INSTRUCTION MANUAL (K) BULGARIAN/CZECH/
DANISH/FINNISH/GREEK/HUNGARIAN/NORWEGIAN/POLISH/
ROMAINIAN/SWEDISH/SLOVAK/TURKISH
- *4-168-148-52 INSTRUCTION MANUAL (R) RUSSIAN

REMOTE COMMANDER

- 1-487-828-11 REMOTE COMMANDER (RM-ED022)

