

5550000209/9000064937_PE10, PE12, 961176

DE EN ES FR IT

Achtung, wichtiger Hinweis!

Kodierung ist unbedingt entsprechend des zu reparierenden Gerätes mit Schalter S1 und S10 einzustellen, da sonst Folgeschäden eintreten.

Module nur in Originalverpackungen transportieren!

Attention, important note!

Code must absolutely be adjusted to the unit to be repaired by switch S1 and S10. Since otherwise consequential damage may occur.

The module should be transported in its original packaging!

¡Atención!

Al cambiar la placa electrónica que va montada de fábrica, la de repuesto que se coloca se debe codificar con los conmutadores S1 y S10.

¡Transportar la placa electrónica sólo en el embalaje original!

Attention, indication importante!

Le codage doit impérativement être effectué en fonction de l'appareil à réparer en utilisant les touches S1 et S10, sinon risque de dommages.







Transporter les modules uniquement dans leur emballage d'origine!

Attenzione nota importante!

Codificare la scheda elettronica a seconda dell'apparecchio, con gli interruttori S1 e S10 altrimenti si presentano i problemi sotto indicati.


Trasportare la scheda nell'imballo originale!

| | | | | |
|-------------------------------------------------------------------------------------------------|-----------------------------------------------------------------------------------------------------|------------------------------------------------------------------------------------------------------------------------------------------------|----------------------------------------------------------------------------------------------------------|-----------------------------------------------------------------------------------------------------------------------------------------------|
| Achtung! Handhabungsvorschriften beachten. Elektrostatisch gefährdete Bauelemente! | Attention! Observe the handling instructions. Static electricity can damage components | ¡Atención! Componentes sensibles a cargas electrostáticas. No tocar los componentes ni las pistas y seguir las medidas de seguridad. | Attention! Respecter les prescriptions de manipulation. Composants électrostatiques dangereux! | Attenzione! Componente sensibili alle cariche elettrostatiche, osservare le precauzioni per il maneggio dei componenti elettronici. |
|-------------------------------------------------------------------------------------------------|-----------------------------------------------------------------------------------------------------|------------------------------------------------------------------------------------------------------------------------------------------------|----------------------------------------------------------------------------------------------------------|-----------------------------------------------------------------------------------------------------------------------------------------------|


| | Tastenerklärung | Push button declaration | Teclas en el panel mandos | Explication des touches | Descrizione dei tasti | |
|------|----------------------|-------------------------|---------------------------|-------------------------|------------------------------|---------------------------------------------------------------------------------------|
| Qck | Schnell / Kurz | Quick | Rapidó | Court | Rapido |  |
| rSp | Drehzahlabwahl | Reduced spin | Reduc. centrif. | sélection vitesse | Selezione centrifuga |  |
| nSp | Spülstop | No spin | Flot | ACP | Exclusione centrifuga finale |  |
| Xrin | Spülen plus | Extra rinse | Aclarado extra | niveau plus | Risciacquo extra |  |
| Li | Bügelleicht | Less ironing | Menos plancha | Antifroissage | Stirameno |  |
| Int | Washzeitverlängerung | Extended washing time | Intensivo | intensif | intenso |  |

5550000209/9000064937_PE10, PE12, 961176

S1 Siemens

| 4 | 5 | 6 | nSp min |  | Tasten auf Blende/buttons on panel/ Teclas en el panel mandos/Touches sur bandeau/Descrizione dei tasti | | |
|-----|-----|-----|------------|-----------------------------------------------------------------------------------|---------------------------------------------------------------------------------------------------------------|---------|---------|
| on | on | on | no | | | | |
| on | on | on | no | | nSP | | |
| on | on | on | no | | nSP | rSp | |
| on | on | off | no | | nSP | Qck/int | |
| on | on | on | no | | nSP | rSp | Qck/int |
| on | off | on | no | | nSP | rSp | Xrin |
| on | off | off | no | | nSP | Qck/int | Xrin |
| on | off | off | no | | nSP | Qck/int | Xrin |
| off | on | on | yes | | | | rSp |
| off | on | off | yes | | Li | | |
| off | off | on | yes | | Qck/int | | |
| off | off | off | yes | | Xrin | | |
| off | on | off | yes | | Xrin | Li | |
| off | off | off | yes | | Qck/int | Xrin | |
| off | on | off | yes | | Qck/int | Xrin | Li |

S1 Bosch

| 4 | 5 | 6 | Tasten auf Blende/buttons on panel/ Teclas en el panel mandos/Touches sur bandeau/Descrizione dei tasti | | |  |
|-----|-----|-----|---------------------------------------------------------------------------------------------------------------|---------|---------|------------------------------------------------------------------------------------|
| on | on | on | | | | no |
| on | on | on | | | nSP | no |
| on | on | on | Qck/int | | nSP | no |
| on | on | off | rSp | | nSP | no |
| on | off | on | | | nSP | no |
| on | off | on | Qck/int | rSp | nSP | no |
| on | on | on | Xrin | | nSP | no |
| on | on | off | Xrin | Qck/int | nSP | no |
| on | on | on | Xrin | Qck/int | rSp | no |
| off | on | on | | | | yes |
| off | on | on | | | Qck/int | yes |
| off | off | on | | | Xrin | yes |
| off | on | off | | Li | Qck/int | yes |
| off | off | on | | Qck/int | Xrin | yes |
| off | on | off | Li | | Xrin | yes |
| off | on | off | Li | Xrin | Qck/int | yes |

S1

| 1 | 2 | 3 | UpM / rpm |
|-----|-----|-----|-------------|
| on | on | on | 600 |
| on | on | off | 800 |
| on | off | on | 900 |
| on | off | off | 1000 |
| off | on | on | 1100 |
| off | on | off | 1200 |
| off | off | on | (1300) 1220 |

S1

| 8 | Variante/variant/ |
|-----|-------------------|
| off | Siemens |
| on | Bosch |

S10

| 1 | 2 | |
|-----|-----|---------|
| off | on | Siemens |
| on | off | Bosch |

S1

| 7 | |
|-----|---------------------------------------------------------------------------------------|
| on | Standard/standard/Estándar/standard oder/or/o/ou/o Aquastop/aqua stop |
| off | Mit Warmwasser/with warm water/con Agua cali- ente/avec Eau chaude/con Acqua calda |

