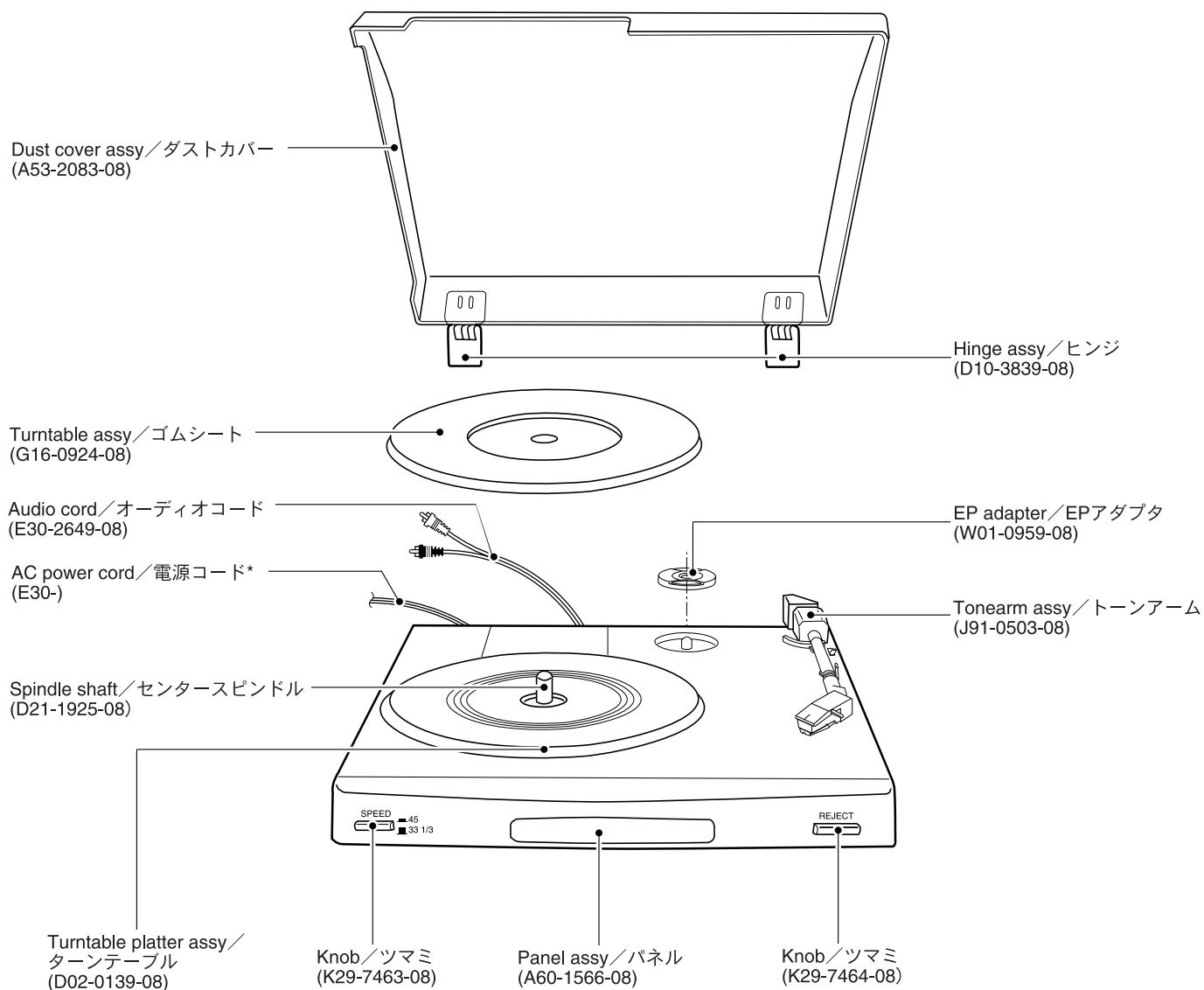


P-110

SERVICE MANUAL



発売：1998年8月

標準価格：未定

(注) このサービスマニュアルは国内外共通です。

* Refer to parts list on page 5.

* 5ページ～部品表をご覧ください。

P-110

Note : PCB figure is not available in this manual.

このマニュアルではプリント板図は省略してあります。

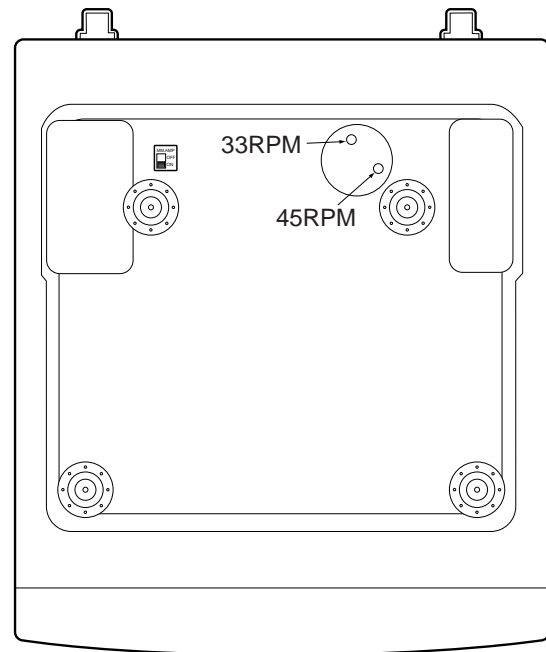
ADJUSTMENT / 調整

1. Speed adjustment

First, adjust the 33 RPM by 33 trimming pot. then the 45 RPM by trimming pot in the motor from bottom case with the stroboscopic disk.

1.スピード調整

底板に回転数調整があり、ドライバーを差し込み調整する。調整は33rpmから行なうこと、



NTM4558L

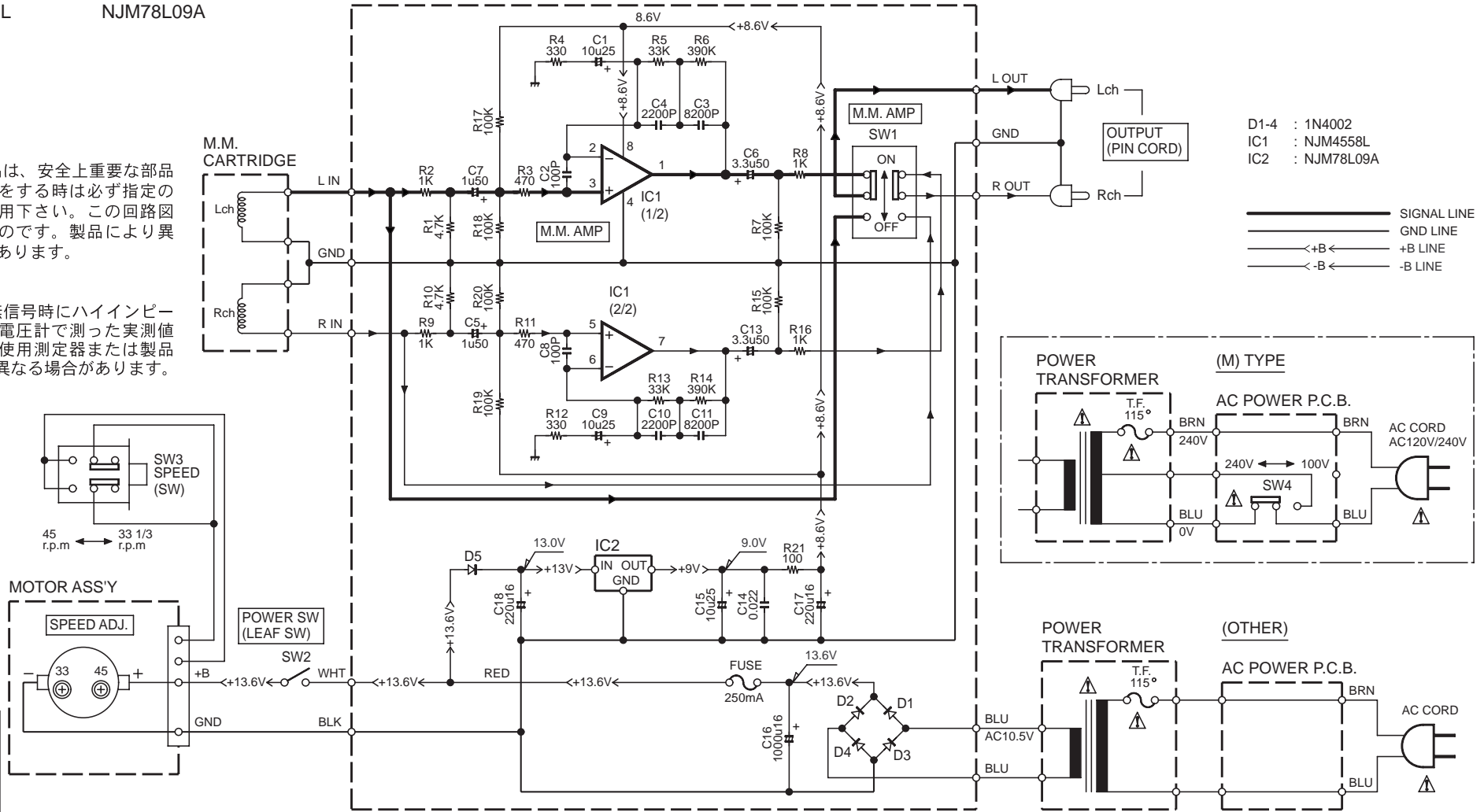
NJM78L09A

EQ MM AMPLIFIER

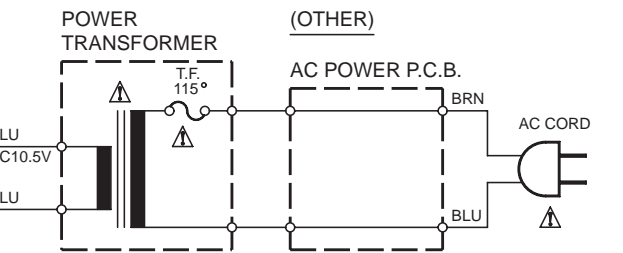
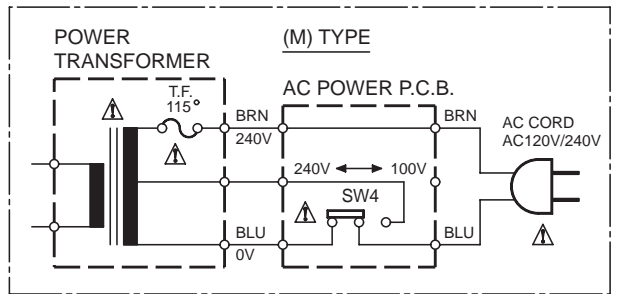
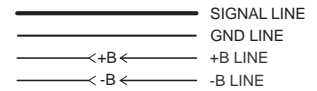
△印の部品は、安全上重要な部品です。交換をする時は必ず指定の部品をご使用下さい。この回路図は基本のものです。製品により異なる場合があります。

DC電圧は無信号時にハイインピーダンス型の電圧計で測った実測値です。値は使用測定器または製品により多少異なる場合があります。

Y21-3360-00



- D1-4 : 1N4002
- IC1 : NJM4558L
- IC2 : NJM78L09A



P-110

CAUTION: For continued safety, replace safety critical components only with manufacturer's recommended parts (refer to parts list). △ indicates safety critical components. For continued protection against risk of fire, replace only with same type and rating fuse(s). To reduce the risk of electric shock, leakage-current or resistance measurements shall be carried out (exposed parts are acceptably insulated from the supply circuit) before the appliance is returned to the customer.

The DC voltage is an actual reading measured with a high impedance type voltmeter at 33-1/3 r. p. m. mode. The measurement value may vary depending on the measuring instruments used or on the product.

P-110

KENWOOD

* New Parts

Parts without **Parts No.** are not supplied.
Les articles non mentionnés dans le **Parts No.** ne sont pas fournis.
Teile ohne **Parts No.** werden nicht geliefert.

①

Ref. No	Add-ress	New Parts	Parts No.	Description	Desti-nation	Re-marks
P-110						
601	2B, 3B	*	A03-0297-08	CABINET		
602	3B	*	A40-1052-08	BOTTOM PLATE		
603	2B	*	A52-0351-08	MOTOR COVER		
604	1B	*	A53-2083-08	DUST COVER ASSY		
605	2A	*	A60-1566-08	PANEL ASSY		
-			B46-0093-53	WARRANTY CARD	X	
-			B46-0191-03	WARRANTY CARD	J	
-			B46-0310-03	WARRANTY CARD	ET	
-			B60-4037-08	INSTRUCTION MANUAL(JPN)	J	
-			B60-4038-08	INSTRUCTION MANUAL(ENG)	KP	
-			B60-4039-08	INSTRUCTION MANUAL(FRN)	KPE	
-			B60-4040-08	INSTRUCTION MANUAL(SPN)	EM	
-			B60-4041-08	INSTRUCTION MANUAL(TWN)	M	
-			B60-4043-08	INSTRUCTION MANUAL(GN/NT/IL)	E	
610	1A	*	D02-0139-08	TURNTABLE PLATTER ASSY		
611	2B	*	D10-3838-08	RETURN LINK,PT5310803		
612	1B	*	D10-3839-08	HINGE ASSY		
613	2B	*	D10-3840-08	LEVER CUING		
614	2B	*	D10-3841-08	CUING BASE		
615	2A	*	D10-3842-08	WIPER REJECTION,PT5310901		
616	3A	*	D10-3843-08	LINK RETURN ASSY		
617	3A	*	D10-3844-08	RETURN LINK,PT5310802		
618	2A	*	D13-1906-08	SUPER GEAR A		
619	2A	*	D21-1925-08	SPINDLE SHAFT		
BM	2A	*	D16-0724-08	BELT		
△ 624	1A	*	E03-0115-05	AC ADAPTER	M	
△ 625	3B	*	E30-2649-08	AUDIO CORD		
△ 626	3B	*	E30-2896-08	AC POWER CORD	KP	
△ 626	3B	*	E30-2897-08	AC POWER CORD	E	
△ 626	3B	*	E30-2898-08	AC POWER CORD	X	
△ 626	3B	*	E30-2899-08	AC POWER CORD	T	
△ 626	3B	*	E30-2900-08	AC POWER CORD	M	
△ 626	3B	*	E30-2901-08	AC POWER CORD	J	
630	2A	*	F07-1654-08	STYLUS COVER		
640	2B	*	G01-4090-08	COMPRESSION SPRING,SP6711002		
641	2B	*	G01-4091-08	COMPRESSION SPRING,SP5311005		
642	3A	*	G01-4092-08	COMPRESSION SPRING,SP5310701		
643	2A	*	G01-4093-08	COMPRESSION SPRING,K133-8		
644	2A	*	G11-2425-08	MOTOR CUSHION		
645	1A	*	G16-0924-08	TURNTABLE SHEET		
647	2B	*	H20-0604-08	PROTECTION COVER		
-			H10-7521-08	POLYSTYRENE FOAMED FIXTURE(L)	JKPEM	
-			H10-7522-08	POLYSTYRENE FOAMED FIXTURE(R)	JKPEM	
-			H10-7523-08	POLYSTYRENE FOAMED FIXTURE(L)	TX	
-			H10-7524-08	POLYSTYRENE FOAMED FIXTURE(R)	TX	
-			H50-3145-08	ITEM CARTON CASE	M	
-			H50-3146-08	ITEM CARTON CASE	JKPE	
-			H50-3147-08	ITEM CARTON CASE	TX	
650	3A	*	J02-1432-08	INSULATOR		
651	2B	*	J91-0503-08	TONEARM ASSY		

L : Scandinavia K : USA P : Canada R : Mexico C : China I : Malaysia
Y : PX(Far East, Hawaii) T : Europe E : Europe G : Germany V : China(Shanghai) J : 日本
Y : AAFES(Europe) X : Australia Q : Russia H : Korea M : Other Areas △ indicates safety critical components.

* New Parts

Parts without **Parts No.** are not supplied.
Les articles non mentionnés dans le **Parts No.** ne sont pas fournis.
Teile ohne **Parts No.** werden nicht geliefert.

②

Ref. No	Add-ress	New Parts	Parts No.	Description	Desti-nation	Re-marks
652	2B	*	J99-0807-08	ARM ELEVATION		
654	2B	*	J19-5963-08	TONEARM REST ASSY TWP4003602		
660	3A	*	K29-7463-08	KNOB,SPEED		
661	3A	*	K29-7464-08	KNOB,REJECT		
△ 665	2B	*	L07-2645-08	POWER TRANSFORMER	KP	
△ 665	2B	*	L07-2646-08	POWER TRANSFORMER	XTE	
△ 665	2B	*	L07-2647-08	POWER TRANSFORMER	M	
△ 665	2B	*	L07-2648-08	POWER TRANSFORMER	J	
670	3A	*	N14-0201-08	NUT		
671	2B	*	N19-1469-08	WASHER WS143205P		
672	2A	*	N19-1470-08	WASHER WS127705P		
673	3A	*	N19-1471-08	WASHER WS1843151Z		
674	3A	*	N19-1472-08	SPRING WASHER WS0704091Z		
676	1A	*	N29-0291-08	E RING		
677	2A	*	N29-0292-08	CSB RING CSB74		
G	2A	*	N09-3478-08	SCREW, MOTOR		
SW2	3B	*	S74-0085-08	LEAF SWITCH,POWER,SW11403		
SW3	3A	*	S68-0110-08	PUSH SWITCH,SPEED,SW12203		
△ SW4	3A	*	S62-0082-08	SLIDE SWITCH,VOLTAGE,SWEV12	M	
680	2B	*	T42-0928-08	MOTOR ASSY		
685	1A	*	W01-0959-08	EP ADAPTER		
EQ AMP						
C1			CE04KW1E100M	ELECTRO 10UF 25WV		
C2			CK45FB1H101K	CERAMIC 100PF K		
C3			CQ92FM1H822J	MYLAR 8200PF J		
C4			CQ92FM1H222J	MYLAR 2200PF J		
C5			CE04KW1H010M	ELECTRO 1.0UF 50WV		
C6			CE04KW1H3R3M	ELECTRO 3.3UF 50WV		
C7			CE04KW1H010M	ELECTRO 1.0UF 50WV		
C8			CK45FB1H101K	CERAMIC 100PF K		
C9			CE04KW1E100M	ELECTRO 10UF 25WV		
C10			CQ92FM1H222J	MYLAR 2200PF J		
C11			CQ92FM1H822J	MYLAR 8200PF J		
C13			CE04KW1H3R3M	ELECTRO 3.3UF 50WV		
C14			CK45FB1H223K	CERAMIC 0.022UF K		
C15			CE04KW1E100M	ELECTRO 10UF 25WV		
C16			CE04KW1C102M	ELECTRO 1000UF 16WV		
C17, 18			CE04KW1C221M	ELECTRO 220UF 16WV		
△ FUSE		*	F53-0175-08	FUSE,250MA		
-			J13-0075-08	FUSE CLIP		
SW1		*	S74-0086-08	SLIDE SWITCH,EQ SW,SWSBE2210		
D1~5			1N4002	DIODE		
IC1			NJM4558L	IC(OP AMP X2)		
IC2			NJM78L09A	IC(VOLTAGE REGULATOR/ +9V)		

L : Scandinavia K : USA P : Canada R : Mexico C : China I : Malaysia
Y : PX(Far East, Hawaii) T : Europe E : Europe G : Germany V : China(Shanghai) J : 日本
Y : AAFES(Europe) X : Australia Q : Russia H : Korea M : Other Areas △ indicates safety critical components.

